

Submittal Data: 60 36,000 BTUH Ceiling Cassette Heat Pump System

Job Name _____ Location _____ Date _____

Purchaser _____ Engineer _____

 Submitted To _____ For Reference Approval Construction

Unit Designation _____ Schedule No. _____

GENERAL FEATURES

- Multi-Speed Fan
- 4-way Discharge Air
- Internal Condensate Drain Pump
- Wireless Remote Controllers
- Power Failure Recovery
- Sentry Condensate Overflow Protection
- Decorative Grille (Part# UMAT36GRILLE -Sold Separately)
- 5 yr. Limited Parts & Compressor Warranty (Residential Only)



AHRI Certified Ref No: 7631064

System Ratings
Cooling

| | |
|-------------------|---------------------|
| Rated Capacity | 34,000 BTU/H |
| Capacity Range | 10,800-39,000 BTU/H |
| Power Input (Max) | 4,500 W |
| SEER | 16.0 |
| EER | 10.4 |

Heating at 47° F

| | |
|-------------------|--------------------|
| Rated Capacity | 41,000 BTU/H |
| Capacity Range | 9,800-49,500 BTU/H |
| Power Input (Max) | 4,800 W |
| HSPF | 9.0 |
| COP | 3.2 |

Heating at 17° F

| | |
|----------------|--------------|
| Rated Capacity | 23,400 BTU/H |
|----------------|--------------|

Operating Range

| | | |
|---------|-------|--------------|
| Cooling | (Max) | 118°F (48°C) |
| | (Min) | 0°F (-18°C) |
| Heating | (Max) | 75°F (24°C) |
| | (Min) | 0°F (-18°C) |

Refrigerant Piping Data

| | |
|--------------------------------|-----------|
| Gas Pipe Size (OD) | 5/8-in |
| Liquid Pipe Size (OD) | 3/8-in |
| Connection Method | Flared |
| Factory Charge | 123.2 oz |
| Additional Charge | 0.6 oz/ft |
| Pre-Charge Length | 25-ft |
| MAX Refrigerant Pipe Length | 164-ft |
| MIN Refrigerant Pipe Length | 10-ft |
| MAX Refrigerant Pipe Elevation | 49-ft |

Indoor Unit Data

| | | |
|--|----------------------------|---------------------------|
| Fan Motor | Output Power | 1/3HP |
| | FLA | 0.9 A |
| Airflow | | |
| | Cooling Wet (Lo/Hi) | 730/1095 CFM |
| | Heating Dry (Lo/Hi) | 730/1095 CFM |
| Air Throw (max) | | 16.4 ft |
| Sound Level | | |
| | Cooling (Min/Max) | 43/49 dB(A) |
| | Heating (Min/Max) | 43/49 dB(A) |
| Dehumidication | | 1.61 pt/hr |
| Condensate Drain Lift (Height) | | 33 in |
| Power Supply (Dedicated Circuit: Size Per Local Code) | | |
| | Normal Operational Voltage | 208/230 V, 1 Phase, 60 Hz |
| | Voltage Range | 187 - 253 V |
| | MCA | 1.5A |
| | MOCP/Breaker Size | 15A |
| Communication Wire Size | | 18-2 AWG / 300V THHN |

Outdoor Unit Data

| | | |
|---|----------------------------|---------------------------|
| Compressor | | DC Inverter Driven Rotary |
| | RLA | 21.2 A |
| Refrigerant Type | | R410A |
| Fan Motor | Output Power | 2/9HP |
| | FLA | 2.0 A |
| Sound Level | | |
| | Cooling/Heating | 63/63 dB(A) |
| Power Supply (Dedicated Circuit) | | |
| | Normal Operational Voltage | 208/230 V, 1 Phase, 60 Hz |
| | Voltage Range | 187 - 253 V |
| | Main Supply Wire Size | 8 AWG |
| | MCA | 27.7 A |
| | MOCP/Breaker Size | 45 A |

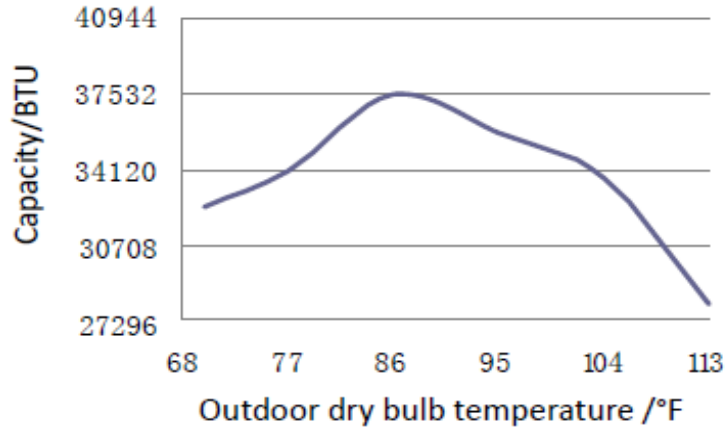


| SYSTEM FEATURES | |
|---------------------------------------|---------------|
| Inverter Type | G10 |
| Ultra Low Frequency Torque Control | Yes |
| Power Factor Correction | Yes |
| Compressor Type | Rotary |
| Refrigerant Type | R410A |
| Basepan With Electric Heater | YES |
| Compressor With Electric Heater | YES |
| Outdoor Fin Coating | Acrylic Resin |
| Intelligent Defrosting | YES |
| Intelligent Preheating | YES |
| Low Voltage Startup | YES |
| Memory/Power Failure Recovery | YES |
| Self Diagnosis | YES |
| Low Ambient Cooling | YES |
| Internal Condensate Pump | YES |
| XK60 (Opt) Wired Controller Interface | YES |
| Wi-Fi Interface | NO |
| Indoor Fan Type | Centrifugal |
| Multi Fan Speeds | 3 Speeds |
| LED Display Indoor Unit | YES |
| Advance Filter | NO |
| Auxiliary Electrical Heater | NO |
| Ventilation (Outdoor Air) | Optional |

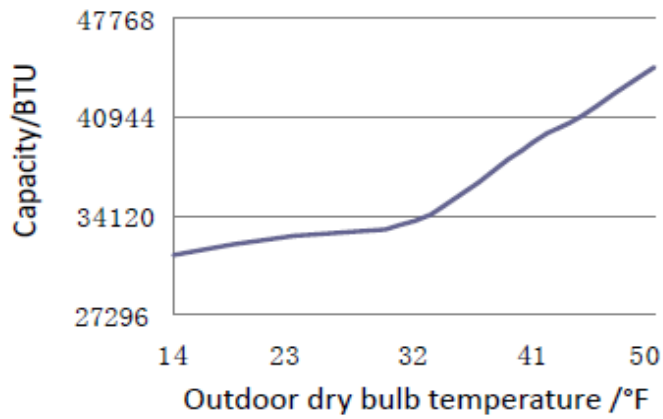
| REMOTE CONTROLLER FUNCTIONS | |
|-----------------------------------|-----|
| Auto Mode | YES |
| Auto Fan | YES |
| Auto Swing (Continuous Sweep) | YES |
| Adjustable Swing Louvers (5 pos.) | YES |
| Clock on Remote Controller | YES |
| Dry Mode | YES |
| Dry Anti-Mildew (X-Fan) Mode | YES |
| Energy Saving Mode | NO |
| Dirty Filter Alert | NO |
| I Feel Function | YES |
| Lock on Remote Controller | YES |
| Quiet Mode | NO |
| Room Temperature Display (5 sec.) | YES |
| Sleep Mode | YES |
| 4 Sleep Modes Options | YES |
| Timer Mode | YES |
| Turbo Mode | YES |
| Display On/Off Control | YES |
| Freeze Guard Mode | NO |

EXTENDED RATINGS

COOLING PERFORMANCE

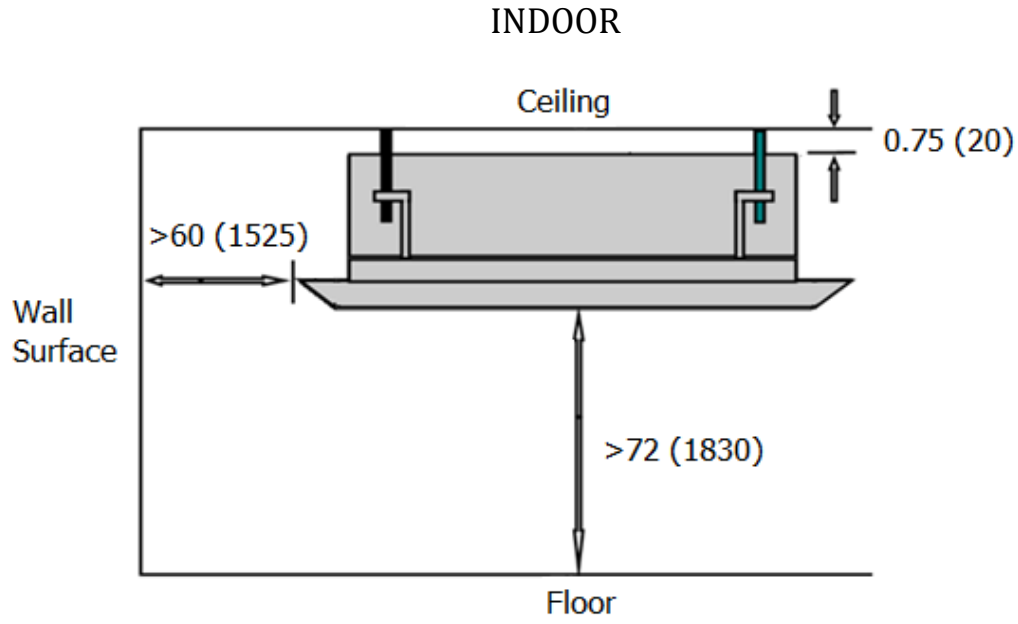


HEATING PERFORMANCE

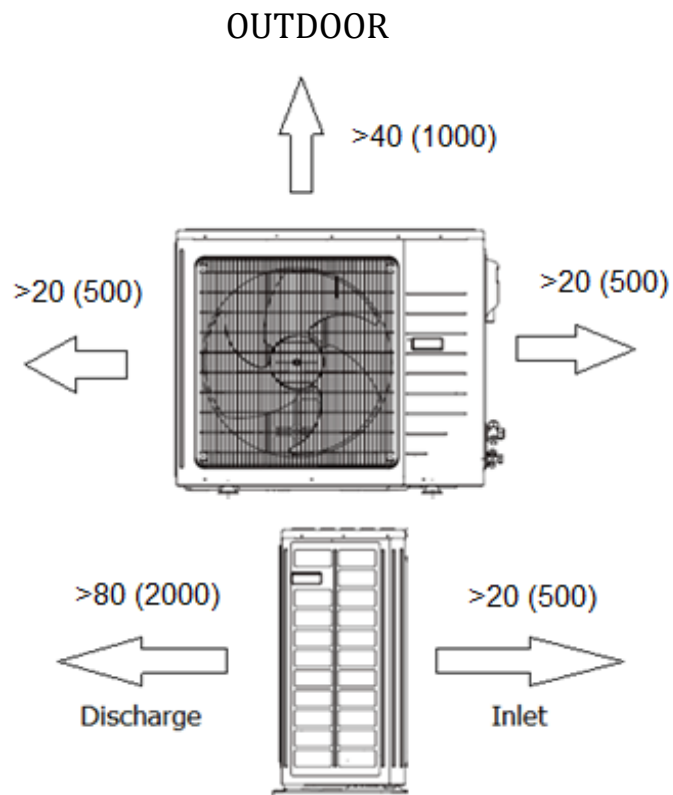


MINIMUM SPACING REQUIREMENTS

Units: inch (mm)



Units: inch (mm)

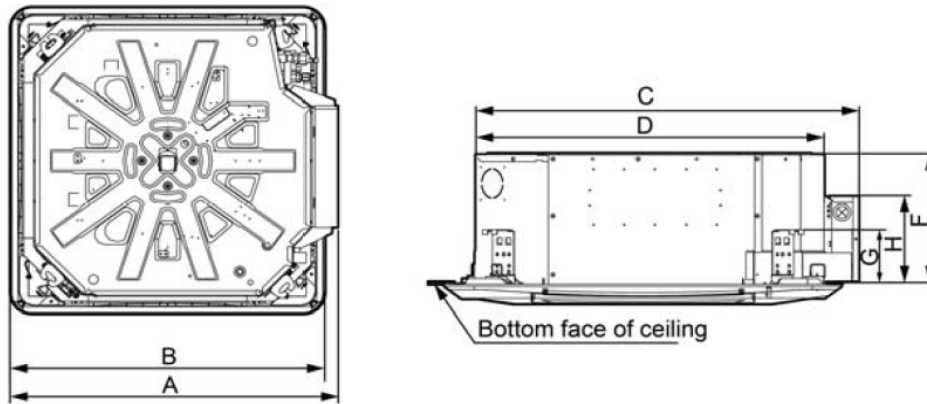


DIMENSIONAL SPECIFICATIONS

SC-36CC-UM

INDOOR UNIT DIMENSIONS & WEIGHTS

Units: inch (mm)



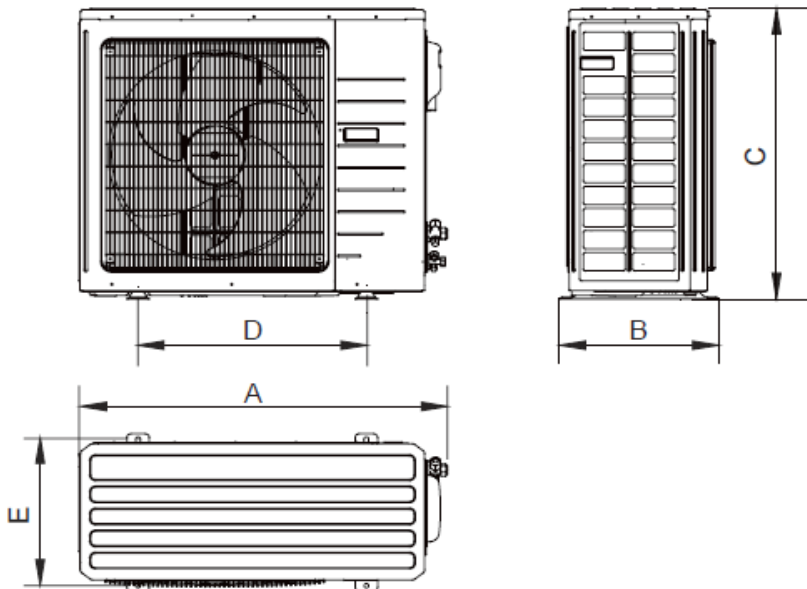
| | A | B | C | D | F | G | H |
|----|--------|--------|-------|--------|--------|-------|-------|
| in | 39-1/8 | 37-3/8 | 36 | 33-1/8 | 12-5/8 | 5-1/2 | 8-1/2 |
| mm | (995) | (950) | (915) | (840) | (320) | (140) | (215) |

| | |
|-------------------|------------------|
| Liquid Line Valve | 3/8-in OD Flared |
| Gas Line Valve | 5/8-in OD Flared |
| Drain Connector | 1-in OD |

| | |
|-----------------|----------|
| Net Weight | 70.4 lbs |
| Shipping Weight | 96.8 lbs |

OUTDOOR UNIT DIMENSIONS & WEIGHTS

Units: inch (mm)



| | |
|---|---------------|
| A | 43-5/8 (1105) |
| B | 17-3/8 (440) |
| C | 43-1/4 (1100) |
| D | 24-7/8 (630) |
| E | 15-3/4 (400) |

| | |
|-----------------|-----------|
| Net Weight | 204.6 lbs |
| Shipping Weight | 222.2 lbs |

| | |
|-------------------|------------------|
| Liquid Line Valve | 3/8-in OD Flared |
| Gas Line Valve | 5/8-in OD Flared |

Notes:

1. Recommended Communication Wire Type 18-2 AWG Stranded Copper THHN 300V Wire
2. Power wiring size must comply with applicable national and local codes for both ID and OD dedicated circuits.
3. Test conditions are based on AHRI 210/240.

Specifications are subject to change without notice. Manufacturer reserves the right to discontinue or modify specifications or designs without notice or without incurring obligations. All rights reserved.