

**Submittal Data: SC-36FM-UM / SC-36Z-UM** 36,000 BTUH Floor/Ceiling Heat Pump System

Job Name Location Date

Purchaser Engineer

Submitted To For  Reference  Approval  Construction

Unit Designation Schedule No.

**GENERAL FEATURES**

- Multi-Speed Fan
- 4-way Discharge Air
- Swing Louvers
- Wireless Remote Controllers
- Power Failure Recovery
- Wall or Ceiling Mount



**System Ratings**

<b>Cooling</b>		
Rated Capacity		34,000 BTU/H
Capacity Range		10,800-39,000 BTU/H
Power Input (Max)		4,600 W
SEER		16.0
EER		10.4
<b>Heating at 47° F</b>		
Rated Capacity		41,000 BTU/H
Capacity Range		9,800-49,500 BTU/H
Power Input (Max)		4,800 W
HSPF		9.0
COP		3.2
<b>Heating at 17° F</b>		
Rated Capacity		23,400 BTU/H
<b>Operating Range</b>		
Cooling	(Max)	118°F (48°C)
	(Min)	0°F (-18°C)
Heating	(Max)	75°F (24°C)
	(Min)	0°F (-18°C)
<b>Refrigerant Piping Data</b>		
Gas Pipe Size (OD)		5/8-in
Liquid Pipe Size (OD)		3/8-in
Connection Method		Flared
Factory Charge		123.2 oz
Additional Charge		0.6 oz/ft
Pre-Charge Length		25-ft
MAX Refrigerant Pipe Length		164-ft
MIN Refrigerant Pipe Length		10-ft
MAX Refrigerant Pipe Elevation		49-ft

**Indoor Unit Data**

<b>Fan Motor</b>	Output Power	1/5HP
	FLA	1.4 A
<b>Airflow</b>		
	Cooling Wet (Lo/Hi)	800/1115 CFM
	Heating Dry (Lo/Hi)	800/1115 CFM
<b>Sound Level</b>		
	Cooling (Min/Max)	46/53 dB(A)
	Heating (Min/Max)	46/53 dB(A)
<b>Dehumidification</b>		1.51 pt/hr
<b>Power Supply (Dedicated Circuit: Size Per Local Code)</b>		
	Normal Operational Voltage	208/230 V, 1 Phase, 60 Hz
	Voltage Range	187 - 253 V
	MCA	2.0A
	MOCP/Breaker Size	15A
<b>Communication Wire Size</b>		18-2 AWG / 300V THHN

**Outdoor Unit Data**

<b>Compressor</b>		DC Inverter Driven Rotary
	RLA	21.2 A
<b>Refrigerant Type</b>		R410A
<b>Fan Motor</b>	Output Power	2/9HP
	FLA	2.0 A
<b>Sound Level</b>		
	Cooling/Heating	63/63 dB(A)
<b>Power Supply (Dedicated Circuit)</b>		
	Normal Operational Voltage	208/230 V, 1 Phase, 60 Hz
	Voltage Range	187 - 253 V
	Main Supply Wire Size	8 AWG
	MCA	29.0A
	MOCP/Breaker Size	45 A

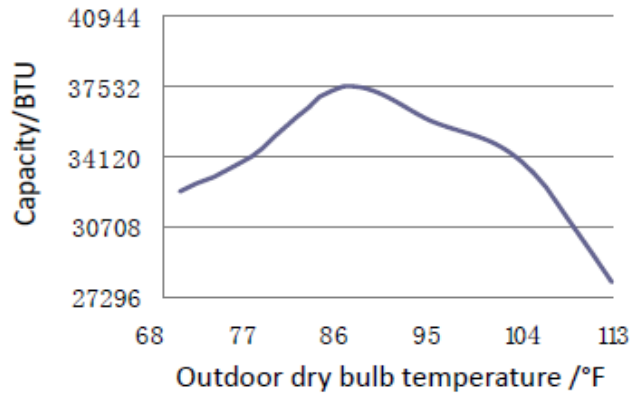


SYSTEM FEATURES	
Inverter Type	G10
Ultra Low Frequency Torque Control	Yes
Power Factor Correction	Yes
Compressor Type	Rotary
Refrigerant Type	R410A
Basepan With Electric Heater	NO
Compressor With Electric Heater	YES
Outdoor Fin Coating	Acrylic Resin
Intelligent Defrosting	YES
Intelligent Preheating	YES
Low Voltage Startup	YES
Memory/Power Failure Recovery	YES
Self Diagnosis	YES
Low Ambient Cooling	YES
Internal Condensate Pump	NO
XK60 (Opt) Wired Controller Interface	YES
Wi-Fi Interface	NO
Indoor Fan Type	Centrifugal
Multi Fan Speeds	3 Speeds
LED Display Indoor Unit	YES
Advance Filter	NO
Auxiliary Electrical Heater	NO
Ventilation (Outdoor Air)	Optional

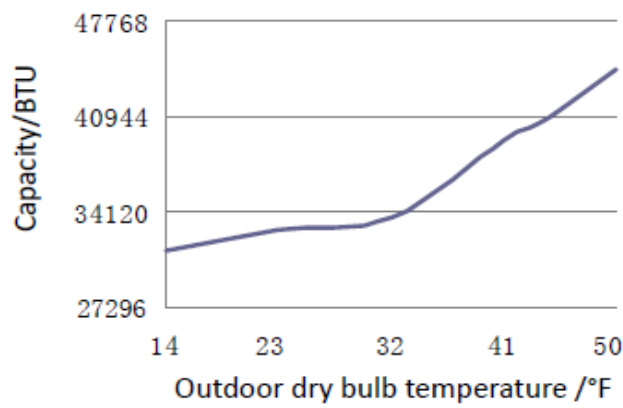
REMOTE CONTROLLER FUNCTIONS	
Auto Mode	YES
Auto Fan	YES
Auto Swing (Continuous Sweep)	YES
Adjustable Swing Louvers (5 pos.)	YES
Clock on Remote Controller	YES
Dry Mode	YES
Dry Anti-Mildew (X-Fan) Mode	YES
Energy Saving Mode	NO
Dirty Filter Alert	NO
I Feel Function	YES
Lock on Remote Controller	YES
Quiet Mode	NO
Room Temperature Display (5 sec.)	YES
Sleep Mode	YES
Timer Mode	YES
Turbo Mode	YES
Display On/Off Control	YES
Freeze Guard Mode	YES

**EXTENDED RATINGS**

**COOLING PERFORMANCE**



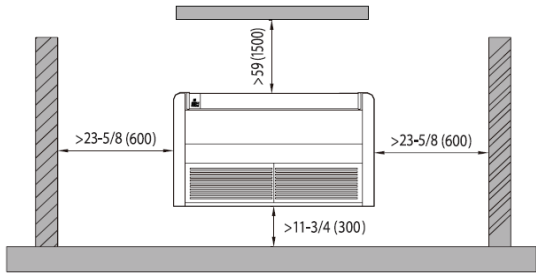
**HEATING PERFORMANCE**



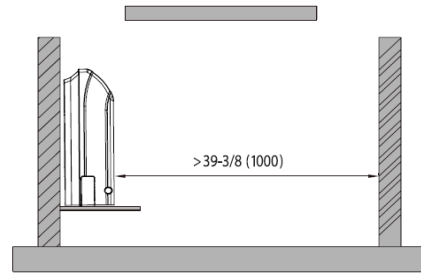
# MINIMUM SPACING REQUIREMENTS

## INDOOR

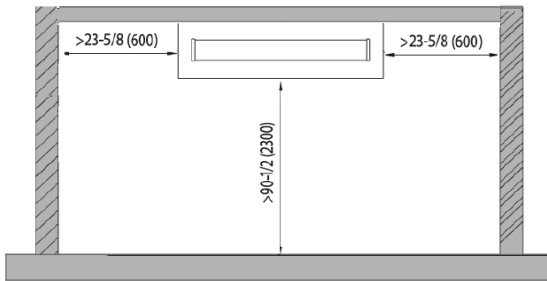
### ◆ Wall type



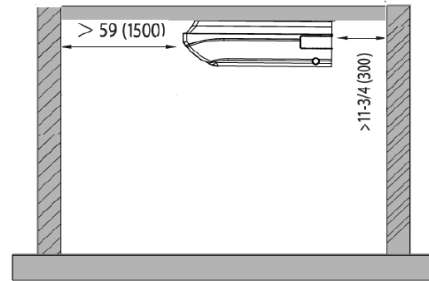
Unit: inch (mm)



### ◆ Ceiling type

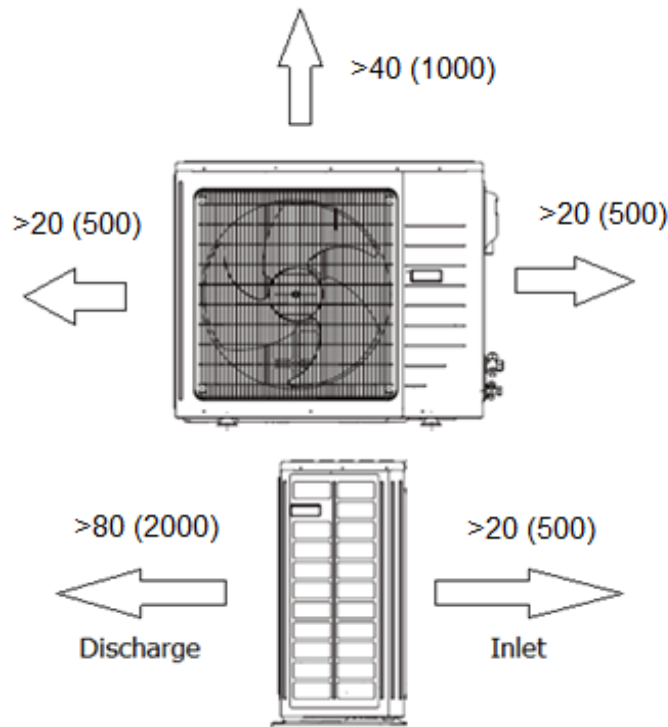


Unit: inch (mm)



Units: inch (mm)

## OUTDOOR

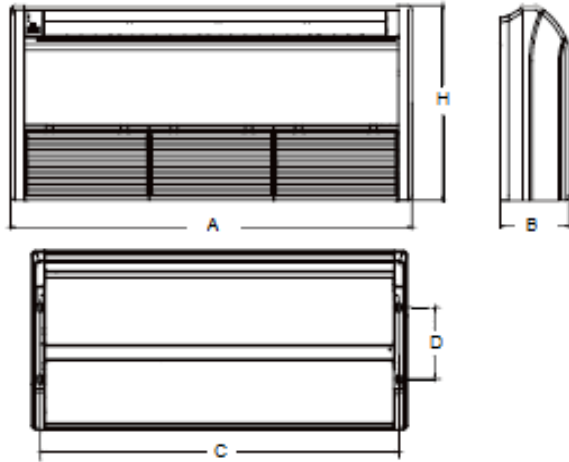


## DIMENSIONAL SPECIFICATIONS

**SC-36FM-UM**

### INDOOR UNIT DIMENSIONS & WEIGHTS

Units: inch (mm)



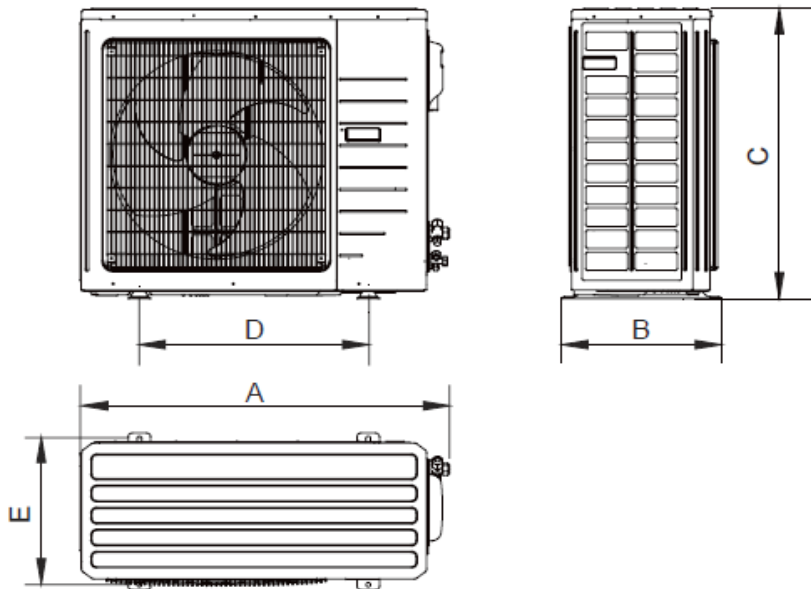
A	55.875	(1420)
B	9.625	(245)
C	53.25	(1354)
D	11	(280)
H	27.5	(700)

Liquid Line Valve	3/8-in OD Flared
Gas Line Valve	5/8-in OD Flared
Drain Connector	11/16 in OD

Net Weight	105.6 lbs
Shipping Weight	123.2 lbs

### OUTDOOR UNIT DIMENSIONS & WEIGHTS

Units: inch (mm)



A	43.625	(1107)
B	17.375	(440)
C	43.25	(1100)
D	24.875	(631)
E	15.75	(400)

Liquid Line Valve	3/8-in OD Flared
Gas Line Valve	5/8-in OD Flared

Net Weight	204.6 lbs
Shipping Weight	222.2 lbs

**Notes:**

1. Recommended Communication Wire Type 18-2 AWG Stranded Copper THHN 300V Wire
2. Power wiring size must comply with applicable national and local codes for both ID and OD dedicated circuits.
3. Test conditions are based on AHRI 210/240.